

Pressbooks Users Group Kickoff Meeting

[Steel Wagstaff](#), Technology Consultant, L&S Learning Support Services
[Amanda Larson](#), OER TA, L&S Learning Support Services

Outline

Our plan for today's meeting

1. Introductions
 2. Year in Review
 3. Current state of development
 4. What's coming next
 5. UW-Madison Authoring Guide
 6. Listening Session
 7. Next meeting plans
-

1. Introductions

1. Who are you?
2. What are you making?
3. How long using Pressbooks?

2. Year in Review

EI Publishes OER Strategic Framework

[August 2016]

OER MISSION @UW-Madison

--from EI's OER website

MISSION

Support and encourage instructors to create, revise, and adopt OER course materials that increase student learning and student access to high quality, innovative learning materials at lower cost.

Unizin Hosts Pressbooks!

8.1.16

Unizin turns on production instances of Pressbooks for UW, Minnesota, & Ohio State

54

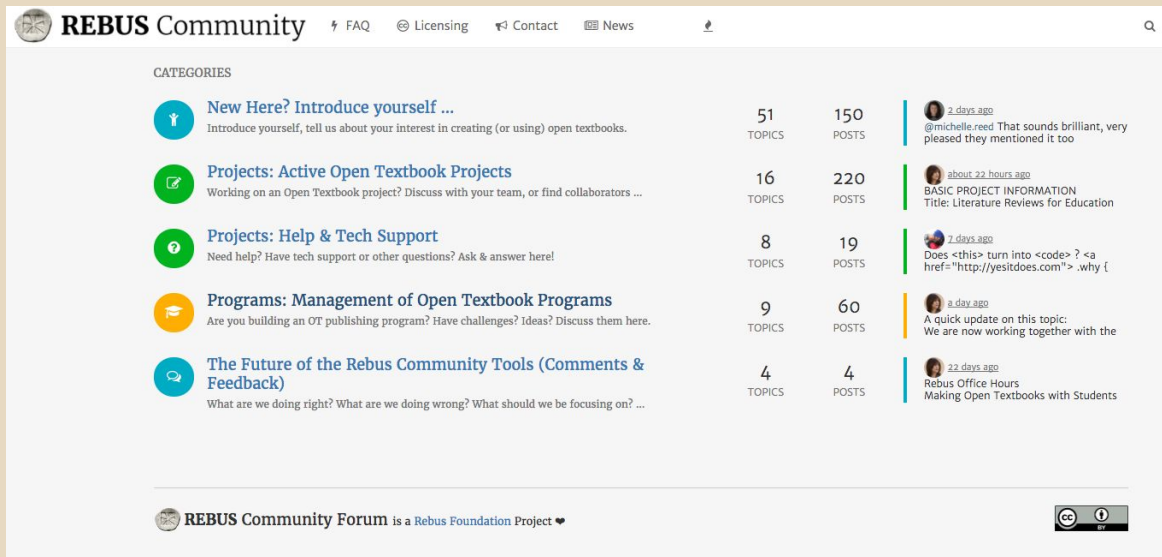
Number of active Pressbooks titles on our production instance [January 2017]

We joined the
REBUS Community

REBUS Community

A Hewlett foundation-funded [collaborative platform](#) for creating Open Textbooks with three parts:

1. Building a global network of Open Textbook creators
2. Developing an Open Textbook publishing process in response to the needs of this community
3. Developing software and tools to support the processes of publishing Open Textbooks



The screenshot shows the REBUS Community website interface. At the top, there is a navigation bar with the REBUS Community logo, a search icon, and links for FAQ, Licensing, Contact, and News. Below the navigation bar, the main content area is titled "CATEGORIES" and lists five categories with their respective topic and post counts:

Category	Topics	Posts
New Here? Introduce yourself ... Introduce yourself, tell us about your interest in creating (or using) open textbooks.	51	150
Projects: Active Open Textbook Projects Working on an Open Textbook project? Discuss with your team, or find collaborators ...	16	220
Projects: Help & Tech Support Need help? Have tech support or other questions? Ask & answer here!	8	19
Programs: Management of Open Textbook Programs Are you building an OT publishing program? Have challenges? Ideas? Discuss them here.	9	60
The Future of the Rebus Community Tools (Comments & Feedback) What are we doing right? What are we doing wrong? What should we be focusing on? ...	4	4

On the right side of the page, there are three recent posts with their respective authors and timestamps:

- @michelle.reed** 2 days ago: That sounds brilliant, very pleased they mentioned it too
- about 22 hours ago**: BASIC PROJECT INFORMATION
Title: Literature Reviews for Education
- 7 days ago**: Does `<this>` turn into `<code>`? `` .why {

At the bottom of the page, there is a footer with the REBUS Community Forum logo and the text "REBUS Community Forum is a Rebus Foundation Project". There is also a Creative Commons BY license icon in the bottom right corner.

Source: [Rebus Community](#)

REBUS Community

Ways to get started as an OER maker

1. Join a network of like-minded makers
 2. Find resources & best practices
 3. Recruit contributors to your projects
 4. Answer call for volunteers and contribute your skills & knowledge (like wikipedia!)
-

3. Current State of Development

Pressbooks eTexts

All published books exist as standalone web texts at <http://wisc.pb.unizin.org> and feature landing page with:

1. cover image
2. descriptive metadata
3. download options [several export formats]
4. table of contents
5. licensing information [not pictured]

Special Topics in Teaching with Technology

TEACHING WITH TECHNOLOGY

L&S Learning Support Services

Theresa Pesavento, Jonathan Klein, David Macasaet, Chad Shorter, Steel Wagstaff

A guide to online discussions, media arts production, blended learning, and active learning from L&S Learning Support Services @ UW-Madison

This book offers an open guide to online discussions, media arts production, blended learning, and active learning from L&S Learning Support Services @ UW-Madison.

READ

Download in the following formats:

EPUB3 EPUB PDF MOBI WKR ODT

Table of Contents

- Introduction
- Online Discussions
 - Online Discussions Introduction
 - The Four Roles of an Online Instructor
- Blended Learning
 - Mobile Production and the Step-by-Step Video
 - Intermediate Editing
 - Final Project: The Small Mundane Presentation
- Active Learning
 - Active Learning Introduction
 - What is Active Learning?
 - History & Context for Active Learning
 - Active Learning Models & Approaches
 - Why Use Active Learning in Smaller Classes?
 - Active Learning Case Studies

Using Pressbooks

TOP RIGHT: Uses a standard WordPress-based WYSIWYG editor. Editing texts and inserting media is as easy as writing in a word-processor. Many collaborators can work together on the same text with different roles & permissions.

The screenshot shows the 'Edit Chapter' interface for a chapter titled 'The Four Roles of an Online Instructor'. The top right corner has a 'Screen Options' dropdown. Below the title is a 'Permalink' field with the URL <https://wisc.pb.unizin.org/teachingwithtech/chapter/the-four-roles-o...online-instructor/>. The main editing area features a WYSIWYG editor with a toolbar containing various text and media editing tools. Below the editor, there is a section titled 'Observe & Consider' with a paragraph of text and a link to 'The Role of the Online Instructor/Facilitator' by Zane L. Berge, Ph.D. The right sidebar contains several panels: 'Part' (set to 'Online Discussions'), 'Export Settings' (with checkboxes for 'Include in exports', 'Show title in exports', and 'Set as ebook start-point'), and 'Publish' (with a 'Preview Changes' button, status 'Published', visibility 'Public', and a 'Published on' date of Aug 27, 2016 @ 19:52). At the bottom of the sidebar are 'Move to Trash' and 'Update' buttons.

BOTTOM RIGHT: Also has a drag-and-drop chapter organizer interface. Lets you create front & back matter, as well as two-level 'parts' & 'chapters' organization for main content.

The screenshot shows the 'Dashboard' interface for a Pressbooks book. The left sidebar contains a navigation menu with options like 'Text', 'Organize', 'Add Part', 'Add New Chapter', 'Add New Front Matter', 'Add New Back Matter', 'Chapter Types', 'Front Matter Types', 'Back Matter Types', 'Book Info', 'Appearance', 'Export', 'Import', 'PB Textbook', 'Plugins', 'Media', 'Users', 'Tools', and 'Settings'. The main content area shows the 'Teaching with Technology' chapter organizer. At the top, it indicates the book's global privacy is set to 'PUBLIC'. Below this, there are two radio buttons for 'Public' (selected) and 'Private'. The main area contains two tables. The first table is for 'Front Matter' and the second is for 'Online Discussions'. Both tables have columns for 'Author', 'Comments', 'Status', 'Private', 'Show Title', 'Export', and 'Edit'. The 'Front Matter' table has one row for 'Introduction' by 'You' with 0 comments, published status, and checkboxes for 'Private', 'Show Title', and 'Export'. The 'Online Discussions' table has three rows: 'Online Discussions Introduction' by 'You' with 0 comments, published status, and checkboxes for 'Private', 'Show Title', and 'Export'; 'The Four Roles of an Online Instructor' by 'You' with 0 comments, published status, and checkboxes for 'Private', 'Show Title', and 'Export'; and 'A Conversation about Online Discussions' by 'You' with 0 comments, published status, and checkboxes for 'Private', 'Show Title', and 'Export'. There is also an 'Add Front Matter' button at the bottom right of the first table.

INTERACTIVE CONTENT

via H5P

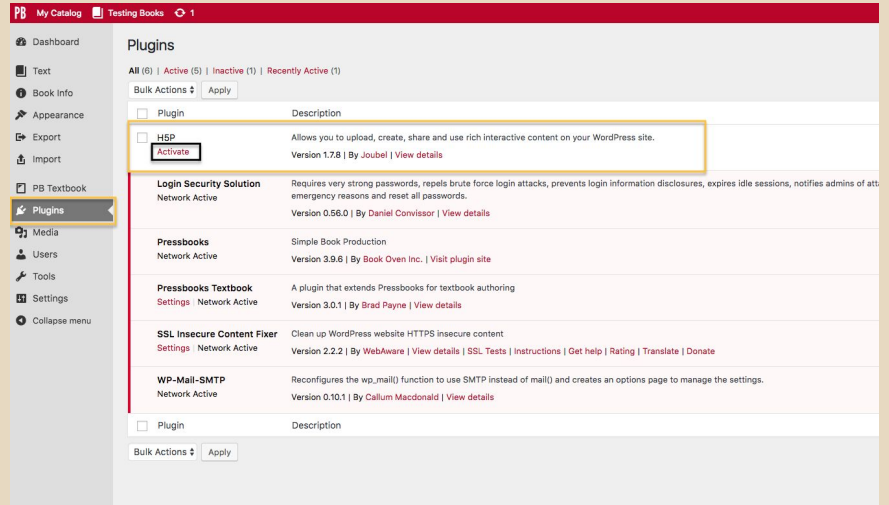
- Flashcards
 - Interactive Videos
 - Drag & Drop
 - Image Hot Spot
 - Documentation Tool
 - Quizzes & more!
-

H5P

To activate H5P: navigate to 'Plugins' in your book's dashboard and click 'Activate' [shown at top right].

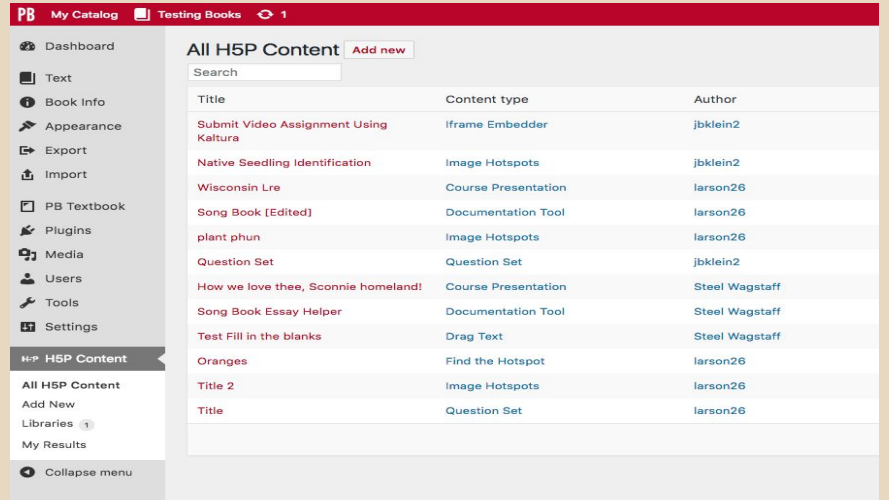
Once H5P has activated, you can access the plugin content by clicking H5P Content [shown at bottom right].

This displays your options for creating content and displays your H5P Content library.



The screenshot shows the PB dashboard with the 'Plugins' section selected in the left sidebar. The main content area displays a list of installed plugins. The 'H5P' plugin is highlighted with a yellow box, and the 'Activate' button is visible next to it. The 'H5P' plugin description reads: "Allows you to upload, create, share and use rich interactive content on your WordPress site. Version 1.7.8 | By Joubel | View details".

Plugin	Description
<input type="checkbox"/> H5P Activate	Allows you to upload, create, share and use rich interactive content on your WordPress site. Version 1.7.8 By Joubel View details
<input type="checkbox"/> Login Security Solution Network Active	Requires very strong passwords, repels brute force login attacks, prevents login information disclosures, expires idle sessions, notifies admins of att... emergency reasons and reset all passwords. Version 0.56.0 By Daniel Convisser View details
<input type="checkbox"/> Pressbooks Network Active	Simple Book Production Version 3.9.6 By Book Oven Inc. Visit plugin site
<input type="checkbox"/> Pressbooks Textbook Settings Network Active	A plugin that extends Pressbooks for textbook authoring Version 3.0.1 By Brad Payne View details
<input type="checkbox"/> SSL Insecure Content Fixer Settings Network Active	Clean up WordPress website HTTPS insecure content Version 2.2.2 By WebAware View details SSL Tests Instructions Get help Rating Translate Donate
<input type="checkbox"/> WP-Mail-SMTP Network Active	Reconfigures the wp_mail() function to use SMTP instead of mail() and creates an options page to manage the settings. Version 0.10.1 By Callum Macdonald View details



The screenshot shows the PB dashboard with the 'All H5P Content' section selected in the left sidebar. The main content area displays a table of H5P content items. The table has columns for Title, Content type, and Author.

Title	Content type	Author
Submit Video Assignment Using Kaltura	Iframe Embedder	jbklein2
Native Seedling Identification	Image Hotspots	jbklein2
Wisconsin Lre	Course Presentation	larson26
Song Book [Edited]	Documentation Tool	larson26
plant phun	Image Hotspots	larson26
Question Set	Question Set	jbklein2
How we love thee, Sconnie homeland!	Course Presentation	Steel Wagstaff
Song Book Essay Helper	Documentation Tool	Steel Wagstaff
Test Fill in the blanks	Drag Text	Steel Wagstaff
Oranges	Find the Hotspot	larson26
Title 2	Image Hotspots	larson26
Title	Question Set	larson26

Hypothes.is

To activate Hypothes.is navigate to Settings, select PB Textbook, and then click the Other tab.

Next, select the 'Yes' option, if it is not already selected. Then click the 'Save Changes' button.

The screenshot shows the 'Pressbooks Textbook Settings' interface. The top navigation bar includes 'PB My Catalog', 'Testing Books', and a refresh icon with the number '1'. The left sidebar contains a menu with the following items: Dashboard, Text, Book Info, Appearance, Export, Import, PB Textbook, Plugins, Media, Users, Tools, and Settings. The 'Settings' item is highlighted with a yellow box. Below 'Settings' are sub-items: Sharing & Privacy, Export, PB Textbook (highlighted with a yellow box), SSL Insecure Content, H5P, and PB LaTeX. The main content area is titled 'Pressbooks Textbook Settings' and features a row of tabs: Reuse, Revise, Remix, Redistribute, Retain, and Other (highlighted with a yellow box). Below the tabs is the 'Hypothesis' section, which includes the text 'The Hypothesis plugin by timmmmyboy adds annotation functionality to your book.' and a radio button selection: 'Yes. I would like to add annotation functionality to my book pages.' (selected) and 'No. I would not like to add annotation functionality.' Below the selection is a red 'Save Changes' button.

4. What's Coming Next

More Plugins!

Pressbooks Plugins We're Testing

COMING SOON

- Enhanced Media Library
[Better media/file organization]
- Simple Custom CSS
[styling w/o theme changes]
- TablePress
[interactive tables]
- Hypothes.is Enhancements
[More options for annotation]

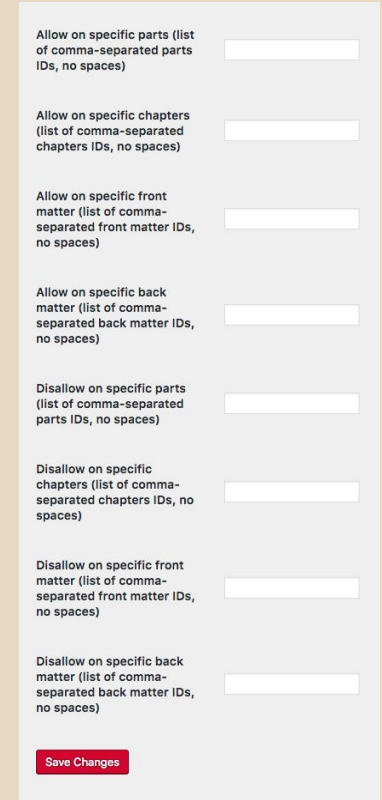
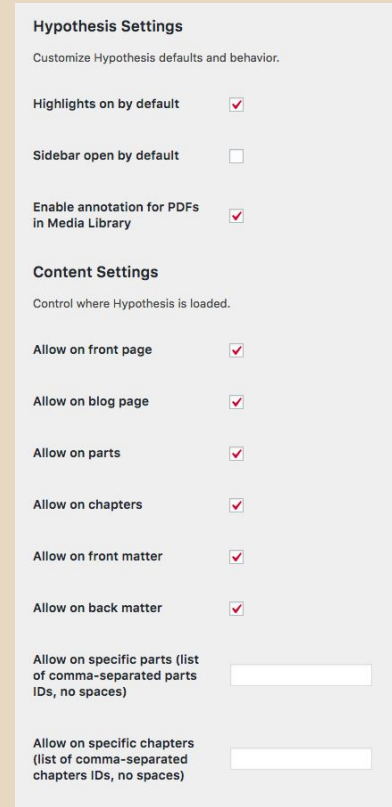
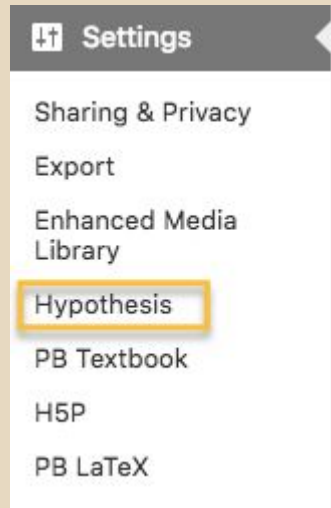
STILL TESTING

- CM Tooltip Glossary
[Rollover/interactive glossary]
- Mathematica Toolbox
[Embed Mathematica stuff]
- WP-ShowHide
[Show/hide content on click]
- Transposh
[Automatic machine translation]

Hypothes.is Update

Hypothes.is will soon be more tightly integrated with Pressbooks.

Options for the plugin will be located under 'Settings' on your book's dashboard menu, and will provide you with more control over how and where Hypothes.is functions in your text.



Longer-term Goals (Pressbooks & Unizin)

- Single sign-on (with NetID)
- Thin Common Cartridge exports (for importing to Canvas)
- Improved support for Math notation
- Metadata improvements (including MARC exports)
- Learning Analytics & Gradebook Integration
- Version Control/collaboration improvements
- Improved API & improved ability to clone/import books

5. UW-Madison Authoring Guide

Authoring Guide Goals

Amanda is currently working on an Authoring Guide that will cover:

- Basic Pressbooks tasks
 - Password Recovery
 - Using the Editor and text organizer
 - Changing common book settings
- How to use H5P
- How to use Hypothes.is
- A guide to installing and using other supported plugins
- Faculty Consulting

6. Listening Session

1. What do you want to see or do in Pressbooks that you can't right now?
2. What would you like us to include in our authoring guide materials?
3. How can we better support your project?

7. Our Next Meeting

Best Times?

*When can you convene for regular
Pressbooks user group meetings?*

1. Tuesdays, 9-10am
 2. Wednesdays, noon-1pm
 3. Thursdays, 2-3pm
-